




| PREVIOUS MODEL | NEW MODEL | REMARKS | RACK | HEIGHT | LOADING W/L | OPTIONS | | | | | |
|----------------|------------------|---------------------------------------------|------|--------|-------------|---------|---|---|---|---|-----|
| | | | | | | DD | B | D | C | V | ISO |
| P-35 | GP-35 | GP-35 is the only 350x350mm model available | | | | | | | | | |
| P-41S | AX-40 | | | | | | | | | | |
| | GP-40 | | | | | | | | | | |
| X-35 | GP-35 | GP-35 is the only 350x350mm model available | | | | | | | | | |
| X-40 | AX-40 | AX-40 includes top was arms; X-40 does not. | | | | | | | | | |
| | GP-40 | GP-40 includes top was arms; X-40 does not. | | | | | | | | | |
| X-41 | UX-40 | | | | | | | | | | |
| S-41 | UX-40 ISO | | | | | | | | | | |
| P-50 | GP-50 | GP: "glasswasher" | | | | | | | | | |
| | AX-50 | | | | | | | | | | |
| X-45 | GP-50 | | | | | | | | | | |
| X-51 | UX-50 LITE | LITE isn't multi-phase, multipower | | | | | | | | | |
| | UX-50 MP | This is the equivalent model | | | | | | | | | |
| X-61 | UX-50 MP C | | | | | | | | | | |
| X-80 | UX-50 MP + STAND | | | | | | | | | | |
| S-51 | UX-50 MP ISO | | | | | | | | | | |
| S-61 | UX-50 MP C ISO | | | | | | | | | | |
| P-100 | AX-100 | | | | | | | | | | |
| X-100 | UX-100 | Similar loading: X: 8380W / UX: 8250W | | | | | | | | | |
| X-120 | UX-120 | Similar loading: X: 10500W / UX: 10000W | | | | | | | | | |
| S-100 | UX-120 ISO | | | | | | | | | | |
| S-120 | UX-120 ISO | Similar loading: X: 10500W / UX: 10000W | | | | | | | | | |

***OPTIONS** DD: detergent doser
 B: drain pump
 D: built-in water softener
 C: constant rinse temperature system
 V: steam condenser
 ISO: double wall
 LOADING W/L: Loading by water capacity (tank + boiler)

 New model is better
 Similar
 Old model is better

 Only available in current model
 Available in both models
 Only available in old model